

Aquatics

Purchasing aquatic swim passes.

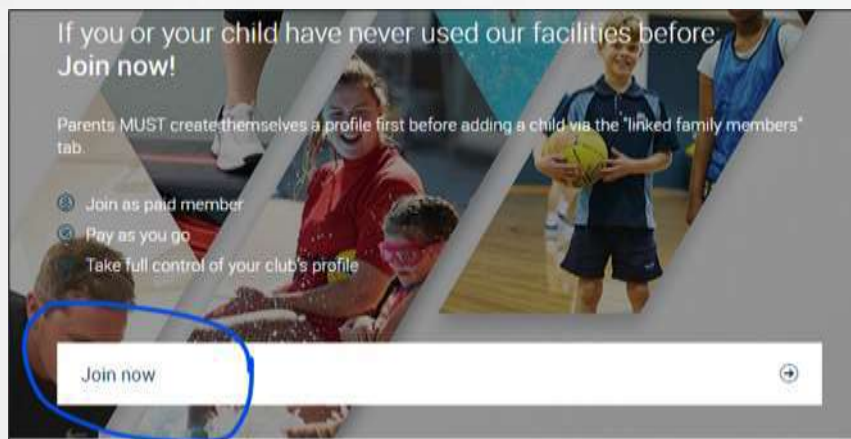
To login or join please visit the Member login from the relevant venue website, [HBF Arena](#) or [HBF Stadium](#)



New Customers

(You or your children have never been booked in a program or class)

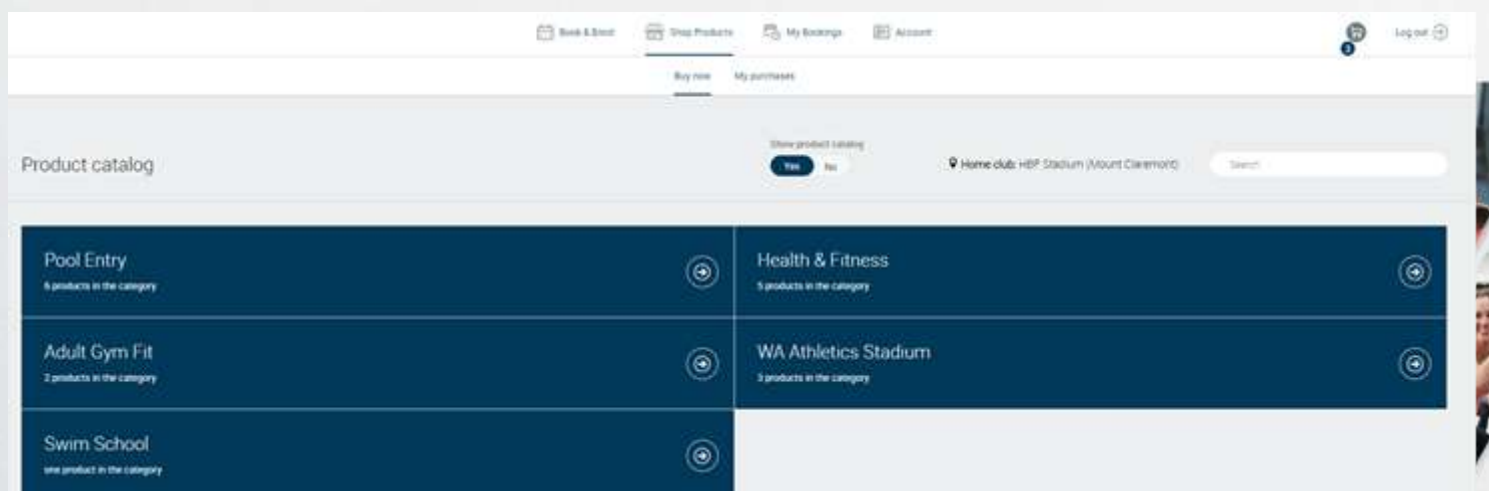
1. Click the Join now button (circled in Blue)



2. Select your chosen Venue and then the next button



3. Choose Shop Products and then Buy Now



- Click the “Pool Entry” option and then the next button.

Memberships and PAYG
Which option do you prefer?

Gym Pool Entry
Kids Programs Swim School

Previous Next

- Click the “Casual Visit Passes” option and then the next button.

HBF Stadium (Mount Claremont) offers two sign up options - memberships and class packs.
Which one do you prefer?

Memberships Casual Visit Passes

Pool Entry Adult 10 Pass: **\$59.60**
10 visits to the pool for adults
Valid for 300 days from now

Pool Entry Adult 20 Pass: **\$119.20**
20 Adult Visits to the pool
Valid for 300 days from now

Casual Adult Pool Entry: **\$6.60**
Single Access Pool Visit

- Enter all your registration details and then click the create account button.
- Add in your chosen payment source by clicking **Account** button on the top menu, then **Payment Settings** and **Add new payment method**
- Complete your purchase

Existing or previous members

(You or your children participated in any program or class in the last 5 years.)

- You already have an account created within our system. You simply need to login.
- Your login is your registered email address.
- Your password is what you have registered previously (if you have never logged in before you need to activate a password by using the forgotten password link – check both your inbox and junk folder for the activation email). If you have any difficulties, get in touch with us.

If you or your child have ever used our facilities before, you will automatically have an account. Please do not create a duplicate account.
Please sign in!


Sign in with your email. If you don't know your log in, use the "forgot password" function to re-activate!

Login Password

Remember me [Forgot password?](#)

Login

- Once logged in you will be able to change your contact and payment details, process payments, suspend lessons.



Purchase aquatic swim passes

1. Log into the customer portal and check all details are correct for your account and linked family members
2. **Select** the top menu option **Shop Products** and **Buy Now** then select **Pool Entry**

The screenshot shows the 'Product catalog' page. At the top, there are navigation links for 'Book & Enrol', 'Shop Products', 'My Bookings', and 'Account'. Below these are 'Buy now' and 'My purchases' buttons. The main content area is titled 'Product catalog' and includes a 'Show product catalog' toggle set to 'Yes', a location filter for 'Home club: HBF Stadium (Mount Clewmont)', and a search bar. The catalog is organized into a grid of category cards:

- Pool Entry**: 6 products in the category
- Health & Fitness**: 1 product in the category
- Adult Gym Fit**: 3 products in the category
- WA Athletics Stadium**: 3 products in the category
- Swim School**: one product in the category

3. Choose your selected Pass and Add to cart.

The screenshot shows the 'Product catalog' page with the breadcrumb 'Product catalog / Pool Entry'. It displays four product cards, each with an 'Add to cart' button:

- Pool Entry Adult 10 Pass**: \$59.60. 10 visits to the pool for adults. \$1 visit for 300 days from now.
- Pool Entry Adult 20 Pass**: \$119.20. 20 Adult Visits to the pool. \$1 visit for 300 days from now.
- Casual Adult Pool Entry**: \$6.60. Single Access Pool Visit.
- Christmas Pool Party HBF Arena Adult Pass 16 years plus**: \$6.30. Christmas Party Adult Pass 16 years plus.

4. Proceed to payment

The screenshot shows the 'Shopping cart' page. On the left, the 'Pool Entry Adult 10 Pass' is listed with a price of \$59.60 and a quantity of 1. On the right, the 'Your order summary' shows the total amount of \$59.60. A 'Go to payment' button is visible at the bottom of the order summary.

5. Your booking is now complete and you can check your booking using the **My Purchases** option in your customer portal.

